
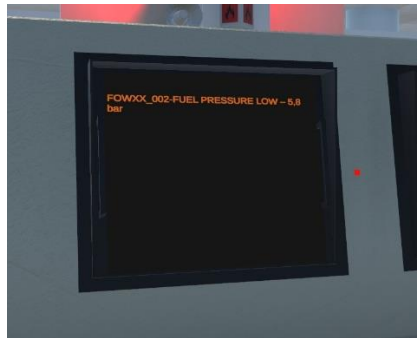






Steps in the Application of Scenario 9

1	Avatar of player begins front of the engine room.	
2	Player goes to ECR alarm computer panel	
3	Read messages about alarm on ECR alarm computer panel	
4	Press Acknowledge button on the keyboard	
5	Go to bottom floor in front of fuel pump control panel	
6	Go in front of SLAVE fuel pump control and switch ON slave pump and switch OFF MASTER fuel pump	

7	Go in front of MASTER FO pump and press REPAIR – REMOVE – RE-INSTALL MASTER pump	
9	Finished Scenario	